

Eb

# We Shall Overcome

1

## LOOP 1

Musical notation for Loop 1, measures 1-15. The notation is on a single staff in treble clef. It begins with a repeat sign. The melody consists of eighth and quarter notes with various accidentals (flats and sharps). Measure 15 ends with a double bar line and repeat dots.

## LOOP 2

Musical notation for Loop 2, measures 16-30. The notation is on a single staff in treble clef. It begins with a repeat sign. The melody continues with eighth and quarter notes. Measure 30 ends with a double bar line and repeat dots.

## Composite Pattern




Musical notation for Composite Pattern, measures 31-36. The notation is on a single staff in treble clef. It begins with a repeat sign. The melody features a sequence of eighth notes with sharps and flats. Measure 36 ends with a double bar line and repeat dots.

Rubato  
Harmonize & Embellish  
To Taste

# C O D A

Musical notation for Coda, measures 37-48. The notation is on a single staff in treble clef. It begins with a repeat sign. The melody consists of quarter and eighth notes. Measure 48 ends with a double bar line and repeat dots.

# We Shall Overcome



## Reference Pattern



# NOTES for MAY 28 transparency kestra

## Interface #2: We Shall Overcome

This is a refraction of We Shall Overcome, appropriate to the moment. I'm thinking about both Rep. Al Greene & Mohsen Mahdawi, both of whom I'm in solidarity with, having recently consciously invoked that tradition. All the material here is extended from that melody.

Everything here layers over a 10 beat pattern (or 5 measures of 2/4 as notated) repeated 3 times, referred to as "composite pattern" or "reference pattern" in the parts cued as #1. Get know it so as to spontaneously so as to hear the "top" in this cycle, and everything falls together.

#1 breaks this into 2 interlocking melodies: LOOP 1 & LOOP 2. Choose what you like out of this as the music develops.

#2 is specifically for trombone & horn, kind of in emulation of Sudan or Uganda trumpet ensembles.

#3 is specifically for the low woodwinds + clarinet.

#4 is for the 3 trumpets.

All other instruments can draw on pattern 1.

Otherwise, the transparency tactics applied to round square also apply here.

We only have an hour, so I'm thinking of this as a relatively short opener.